



# Consolidated Annual Financial Report on Activities Implemented under the South Sudan Humanitarian Fund

Report of the Administrative Agent of the  
South Sudan Humanitarian Fund for the period  
1 January - 31 December 2016

Multi-Partner Trust Fund Office  
United Nations Development Programme  
<http://mptf.undp.org>

15 May 2017

**PARTICIPATING ORGANIZATIONS**



Food and Agriculture Organization (FAO)



International Organization for Migration (IOM)



United Nations Development Programme (UNDP)



UN Office for the Coordination of Humanitarian Affairs (OCHA)



United Nations Educational Scientific and Cultural Organization (UNESCO)



United Nations Population Fund (UNFPA)



United Nations Office of the High Commissioner for Refugees (UNHCR)



United Nations Children's Fund (UNICEF)



United Nations Office for Project Services (UNOPS)



United Nations Mine Action Service (UNMAS)



United Nations Department of Safety and Security (UNDSS)



World Food Programme (WFP)



World Health Organization (WHO)

**CONTRIBUTORS**



Australia



Belgium



Canada



Denmark



Department for International Development (DFID)



Germany



Irish AID



Italy



Luxembourg



Netherlands



Norway



Republic of Korea



Swiss Agency for Development and Cooperation (SDC)



Swedish International Development Cooperation (Sida)

## DEFINITIONS

### Approved Project/Programme

A project/programme including budget, etc., that is approved by the Humanitarian Coordinator for fund allocation purposes.

### Contributor Commitment

Amount(s) committed by a donor to a Fund in a signed Standard Administrative Arrangement with the UNDP Multi-Partner Trust Fund Office (MPTF Office), in its capacity as the Administrative Agent. A commitment may be paid or pending payment.

### Contributor Deposit

Cash deposit received by the MPTF Office for the Fund from a contributor in accordance with a signed Standard Administrative Arrangement.

### Delivery Rate

The percentage of funds that have been utilized, calculated by comparing expenditures reported by a Participating Organization against the 'net funded amount'.

### Indirect Support Costs

A general cost that cannot be directly related to any particular programme or activity of the Participating Organizations. UNDG policy establishes a fixed indirect cost rate of 7% of programmable costs.

### Managing Agent

The Participating UN Organization (e.g., UNDP or OCHA) that has signed the MOU and performs an oversight function vis-à-vis NGOs receiving funding. The Managing Agent has the same obligations as any other PUNO signing the MOU, including for reporting.

### Net Funded Amount

Amount transferred to a Participating Organization less any refunds transferred back to the MPTF Office by a Participating Organization.

### Participating Organization

A UN Organization or other inter-governmental Organization that is an implementing partner in a Fund, as represented by signing a Memorandum of Understanding (MOU) with the MPTF Office for a particular Fund.

### Project Expenditure

The sum of expenses and/or expenditure reported by all Participating Organizations for a Fund irrespective of which basis of accounting each Participating Organization follows for donor reporting.

### Project Financial Closure

A project or programme is considered financially closed when all financial obligations of an operationally completed project or programme have been settled, and no further financial charges may be incurred.

### Project Operational Closure

A project or programme is considered operationally closed when all programmatic activities for which Participating Organization(s) received funding have been completed.

### Project Start Date

Date of transfer of first instalment from the MPTF Office to the Participating Organization.

### Total Approved Budget

This represents the cumulative amount of allocations approved by the Humanitarian Coordinator.

### US Dollar Amount

The financial data in the report is recorded in US Dollars and due to rounding off of numbers, the totals may not add up.

## TABLE OF CONTENTS

Introduction .....	4
1. Sources and Uses of Funds .....	5
2. Partner Contributions .....	6
3. Interest Earned .....	7
4. Transfer of Funds .....	7
5. Expenditure and Financial Delivery Rates ..	10
6. Cost Recovery .....	24
7. Accountability and Transparency .....	24
8. Direct Cost .....	24

## INTRODUCTION

This Consolidated Annual Financial Report of the South Sudan Humanitarian Fund is prepared by the United Nations Development Programme (UNDP) Multi-Partner Trust Fund Office (MPTF Office) in fulfillment of its obligations as Administrative Agent, as per the Terms of Reference (TOR), the Memorandum of Understanding (MOU) signed between the UNDP MPTF Office and the Participating Organizations, and the Standard Administrative Arrangements (SAAs) signed with contributors.

The MPTF Office, as Administrative Agent, is responsible for concluding an MOU with Participating Organizations and SAAs with contributors. It receives, administers and manages contributions, and disburses these funds to the Participating Organizations. The Administrative Agent prepares and submits annual consolidated financial reports, as well as regular financial statements, for transmission to contributors.

This consolidated financial report covers the period 1 January to 31 December 2016 and provides financial data on progress made in the implementation of projects of the South Sudan Humanitarian Fund. It is posted on the MPTF Office GATEWAY (<http://mptf.undp.org/factsheet/fund/HSS10>).

The financial data in the report is recorded in US Dollars and due to rounding off of numbers, the totals may not add up.

## 2016 FINANCIAL PERFORMANCE

This chapter presents financial data and analysis of the South Sudan Humanitarian Fund using the pass-through funding modality as of 31 December 2016. Financial information for this Fund is also available on the MPTF Office GATEWAY, at the following address:

<http://mptf.undp.org/factsheet/fund/HSS10>.

### 1. SOURCES AND USES OF FUNDS

As of 31 December 2016, 15 contributors deposited US\$ 528,039,057 in contributions and US\$ 286,411 was earned in interest.

The cumulative source of funds was US\$ 528,325,467.

Of this amount, US\$ 511,090,461 has been transferred to 11 Participating Organizations, of which US\$ 466,083,107 has been reported as expenditure. The Administrative Agent fee has been charged at the approved rate of 1% on deposits and amounts to US\$ 5,280,391. Table 1 provides an overview of the overall sources, uses, and balance of the South Sudan Humanitarian Fund as of 31 December 2016.

**Table 1. Financial Overview, as of 31 December 2016 (in US Dollars)**

	Annual 2015	Annual 2016	Cumulative
<b>Sources of Funds</b>			
Contributions from donors	99,375,942	58,184,142	528,039,057
Fund Earned Interest and Investment Income	50,520	90,729	277,888
Interest Income received from Participating Organizations	148	5,335	8,523
Refunds by Administrative Agent to Contributors	-	-	-
Fund balance transferred to another MDTF	-	-	-
Other Income	-	-	-
<b>Total: Sources of Funds</b>	<b>99,426,610</b>	<b>58,280,206</b>	<b>528,325,467</b>
<b>Use of Funds</b>			
Transfers to Participating Organizations	95,721,235	85,326,611	524,935,703
Refunds received from Participating Organizations	(438,291)	(13,296,291)	(13,845,241)
<b>Net Funded Amount</b>	<b>95,282,944</b>	<b>72,030,320</b>	<b>511,090,461</b>
Administrative Agent Fees	993,759	581,841	5,280,391
Direct Costs: (Steering Committee, Secretariat...etc.)	1,273,891	1,616,387	5,739,171
Bank Charges	539	361	3,362
Other Expenditures	-	-	-
<b>Total: Uses of Funds</b>	<b>97,551,133</b>	<b>74,228,909</b>	<b>522,113,385</b>
<b>Change in Fund cash balance with Administrative Agent</b>	<b>1,875,477</b>	<b>(15,948,703)</b>	<b>6,212,082</b>
Opening Fund balance (1 January)	20,285,309	22,160,786	-
<b>Closing Fund balance (31 December)</b>	<b>22,160,786</b>	<b>6,212,082</b>	<b>6,212,082</b>
Net Funded Amount	95,282,944	72,030,320	511,090,461
Participating Organizations' Expenditure	128,546,069	62,623,118	466,083,107
<b>Balance of Funds with Participating Organizations</b>			<b>45,007,354</b>

## 2. PARTNER CONTRIBUTIONS

Table 2 provides information on cumulative contributions received from all contributors to this Fund as of 31 December 2016.

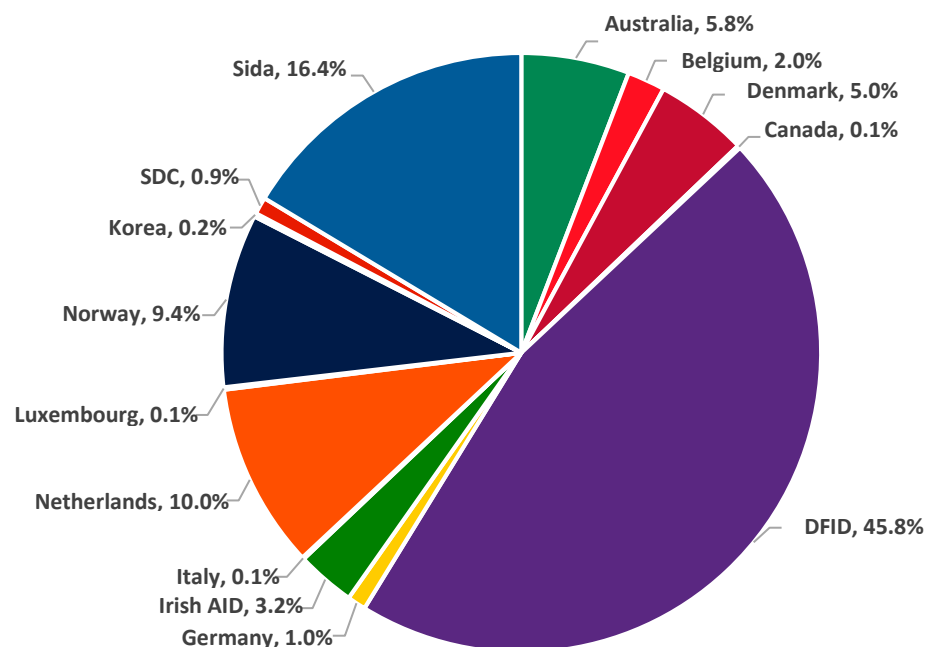
The South Sudan Humanitarian Fund is currently being financed by 15 contributors, as listed in the table below.

The table below includes commitments made through Standard Administrative Agreements signed up to 31 December 2016, that were deposited in 2016 or not yet deposited as of the date of this report; it does not include future years commitments.

**Table 2. Contributors' Commitments and Deposits, as of 31 December 2016 (in US Dollars)**

Contributors	Total Commitments	Prior Years as of 31-Dec-2015 Deposits	Current Year Jan-Dec-2016 Deposits	Total Deposits
AUSTRALIA	16,643,906	14,405,906	2,238,000	16,643,906
AUSTRALIAN AGENCY FOR INT'L DEVELOPMENT	14,162,000	14,162,000	-	14,162,000
BELGIUM	10,743,557	8,482,357	2,261,200	10,743,557
CANADA	782,350	-	782,350	782,350
DENMARK	26,377,154	23,480,366	2,896,787	26,377,154
DEPARTMENT FOR INT'L DEVELOPMENT (DFID)	241,592,614	222,064,114	19,528,500	241,592,614
GERMANY	5,295,270	3,049,470	2,245,800	5,295,270
IRISH AID	16,686,840	13,407,870	3,278,970	16,686,840
ITALY	550,665	550,665	-	550,665
LUXEMBOURG	678,360	-	678,360	678,360
NETHERLANDS	52,807,200	46,011,600	6,795,600	52,807,200
NORWAY	49,392,552	41,260,844	8,131,707	49,392,552
REPUBLIC of KOREA	1,000,000	-	1,000,000	1,000,000
SWISS AGY FOR DEVELOPMENT & COOPERATION	4,844,588	3,820,208	1,024,380	4,844,588
SWEDISH INT'L DEVELOPMENT COOPERATION	86,482,001	79,159,514	7,322,487	86,482,001
<b>Grand Total</b>	<b>528,039,057</b>	<b>469,854,915</b>	<b>58,184,142</b>	<b>528,039,057</b>

**Figure 1: Deposits by contributor, cumulative as of 31 December 2016<sup>1</sup>**



<sup>1</sup> On Figure 1 contributions of AusAID and Australia are shown combined.

### 3. INTEREST EARNED

Interest income is earned in two ways: 1) on the balance of funds held by the Administrative Agent ('Fund earned interest'), and 2) on the balance of funds held by the Participating Organizations ('Agency earned interest'), where their Financial Regulations and Rules allow return of interest to the AA.

As of 31 December 2016, Fund earned interest amounts to US\$ 277,888.

Interest received from Participating Organizations amounts to US\$ 8,523, bringing the cumulative interest received to US\$ 286,411. Details are provided in the table below.

**Table 3. Sources of Interest and Investment Income, as of 31 December 2016 (in US Dollars)**

Interest Earned	Prior Years as of 31-Dec-2015	Current Year Jan-Dec-2016	Total
<b>Administrative Agent</b>			
Fund Earned Interest and Investment Income	187,159	90,729	277,888
<b>Total: Fund Earned Interest</b>	<b>187,159</b>	<b>90,729</b>	<b>277,888</b>
<b>Participating Organization</b>			
FAO		5,335	5,335
UNOPS	2,424		2,424
UNESCO	764		764
<b>Total: Agency earned interest</b>	<b>3,188</b>	<b>5,335</b>	<b>8,523</b>
<b>Grand Total</b>	<b>190,347</b>	<b>96,063</b>	<b>286,411</b>

### 4. TRANSFER OF FUNDS

With the overall aim of improving the timeliness and coherence of the humanitarian response, improving needs assessment and enhancing the Humanitarian Response Plan upon decision of the Humanitarian Coordinator transfers of funds were made to projects in 13 Clusters of the South Sudan HF namely: Camp Coordination & Management, Common Services & Coordination, Education, Emergency Telecommunications, Food Security and Livelihoods, Health, Logistics, Mine Action, Multi-sectorial, Non-Food Items (NFIs) and Emergency Shelter, Nutrition, Protection, and Water and Sanitation (WASH).

11 Participating Organizations have signed the MOU for the South Sudan HF since its inception in February 2012.

#### 4.1 TRANSFER BY PARTICIPATING ORGANIZATION

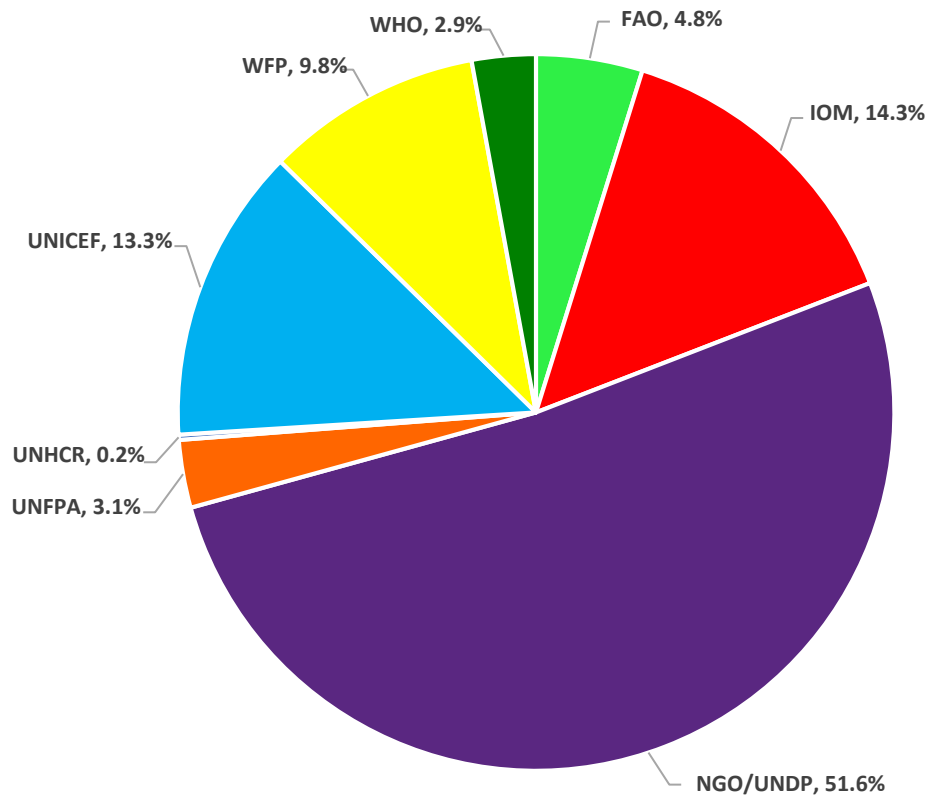
Table 4.1 provides additional information on the refunds received by the MPTF Office, and the net funded amount for each of the Participating Organizations.

In 2016 the Administrative Agent, based on the approval of the Humanitarian Coordinator, transferred US\$ 85,326,611 to 8 Participating Organizations, bringing the total cumulative amount transferred to US\$ 524,935,703 to 11 Participating Organizations (see list below).

**Table 4.1 Transfer, Refund, and Net Funded Amount by Participating Organization, as of 31 December 2016  
(in US Dollars)**

Participating Organization	Prior Years as of 31-Dec-2015			Current Year Jan-Dec-2016			Total		
	Transfers	Refunds	Net Funded	Transfers	Refunds	Net Funded	Transfers	Refunds	Net Funded
FAO	22,035,295		22,035,295	4,100,000	(499,929)	3,600,071	26,135,295	(499,929)	25,635,366
IOM	68,189,923		68,189,923	12,213,200	(444,480)	11,768,720	80,403,123	(444,480)	79,958,643
NGO/UNDP	213,073,609		213,073,609	44,025,021	(11,471,117)	32,553,904	257,098,630	(11,471,117)	245,627,513
UNDP	856,000		856,000				856,000		856,000
UNESCO	490,000	(2,642)	487,358		(4,478)	(4,478)	490,000	(7,120)	482,880
UNFPA	6,254,224	(122,650)	6,131,573	2,611,886	(82,634)	2,529,252	8,866,109	(205,284)	8,660,825
UNHCR	14,872,287		14,872,287	199,842		199,842	15,072,129		15,072,129
UNICEF	58,689,568	(242,463)	58,447,105	11,387,526	(177,327)	11,210,199	70,077,093	(419,789)	69,657,304
UNOPS	10,017,892	(149,213)	9,868,679		(616,327)	(616,327)	10,017,892	(765,540)	9,252,352
WFP	36,515,783		36,515,783	8,326,935		8,326,935	44,842,718		44,842,718
WHO	8,614,512	(31,982)	8,582,530	2,462,202		2,462,202	11,076,714	(31,982)	11,044,732
<b>Grand Total</b>	<b>439,609,092</b>	<b>(548,950)</b>	<b>439,060,141</b>	<b>85,326,611</b>	<b>(13,296,291)</b>	<b>72,030,320</b>	<b>524,935,703</b>	<b>(13,845,241)</b>	<b>511,090,461</b>

**Figure 2: Transfers amount by Participating Organization for the period of 1 January to 31 December 2016**





#### 4.2 TRANSFER BY CLUSTER

The South Sudan HF has the following 13 Clusters: Camp Coordination & Management, Common Services & Coordination, Education, Emergency Telecommunications, Food Security and Livelihoods, Health, Logistics, Mine Action, Multi-sectorial, Non-Food Items (NFIs) and Emergency Shelter, Nutrition, Protection, and Water and Sanitation (WASH).

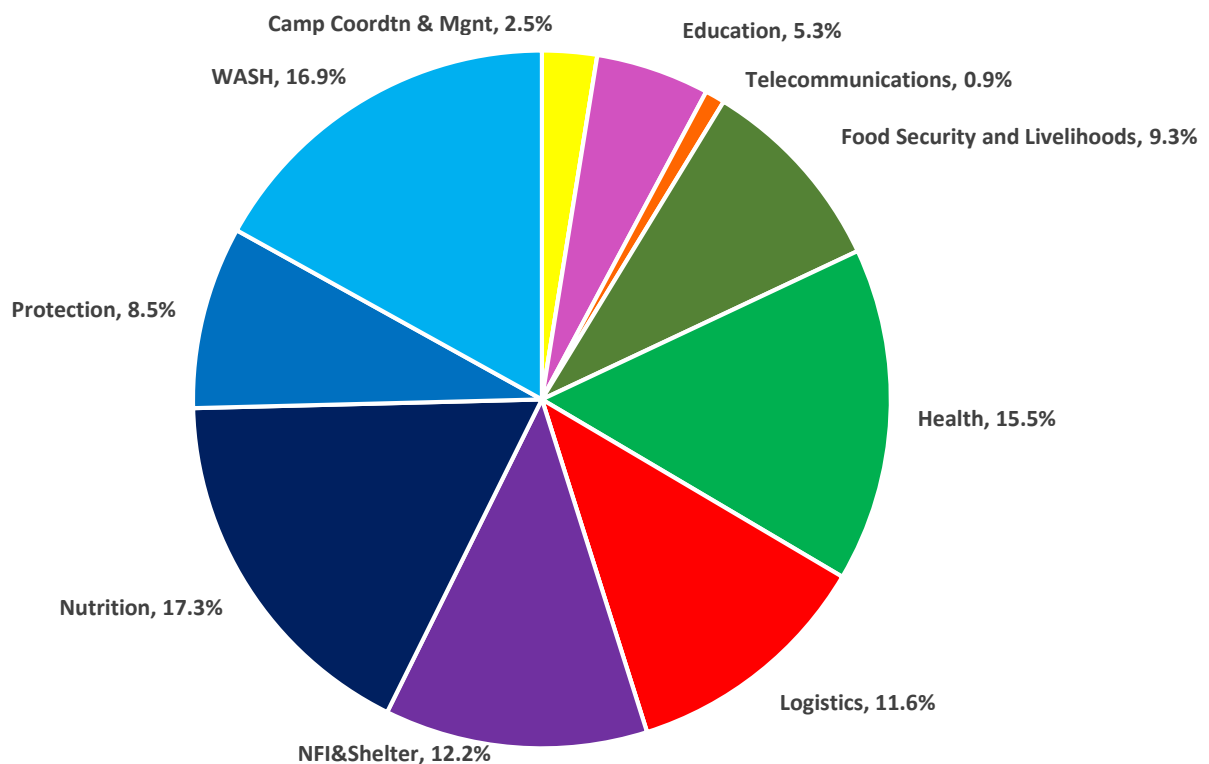
Table 4.2 shows the total approved funding by Cluster.

As shown in Figure 3, in 2016, the Clusters receiving the largest share of transfers were: Nutrition (17%), WASH (17%), and Health (16%).

**Table 4.2 Cumulative net funded amount by Cluster as of 31 December 2016 (in US Dollars)**

Clusters	Cumulative Net Funded Amount
Camp Coordination & Management	11,452,618
Common Services & Coordination	2,455,987
Education	28,112,924
Emergency Telecommunications	3,997,529
Food Security and Livelihoods	57,027,398
Health	73,869,075
Logistics	52,865,406
Mine Action	4,158,691
Multi-sector (Emrg Ret &Refug)	29,775,635
Non-food Items & Emerg Shelter	54,226,871
Nutrition	67,012,768
Protection	39,394,065
WASH	86,741,494
<b>Total:</b>	<b>511,090,461</b>

**Figure 3: Net Funded Amounts by Cluster for the Year 2016**



## 5. EXPENDITURE AND FINANCIAL DELIVERY RATES

All final expenditures reported for the year 2016 were submitted by the Headquarters of the Participating Organizations. These were consolidated by the MPTF Office. Project expenditures are incurred and monitored by each Participating Organization and are reported as per the agreed upon categories for inter-agency harmonized reporting.

The reported expenditures were submitted via UNEX - the MPTF Office's expenditure reporting tool. The 2016 expenditure data has been posted on the MPTF Office GATEWAY at <http://mptf.undp.org/factsheet/fund/HSS10>

## 5.1 EXPENDITURE BY PARTICIPATING ORGANIZATION

In 2016, US\$ 72,030,320 million was net funded to Participating Organizations, and US\$ 62,623,118 million was reported in expenditure.

As shown in table below, the cumulative net funded amount is US\$ 511,090,461 and cumulative expenditures reported by the Participating Organizations amount to US\$ 466,083,107. This equates to an overall Fund expenditure delivery rate of 91 percent.

The agencies with the three highest delivery rates are: UNESCO (100%), UNHCR (100%) and UNOPS (99%)

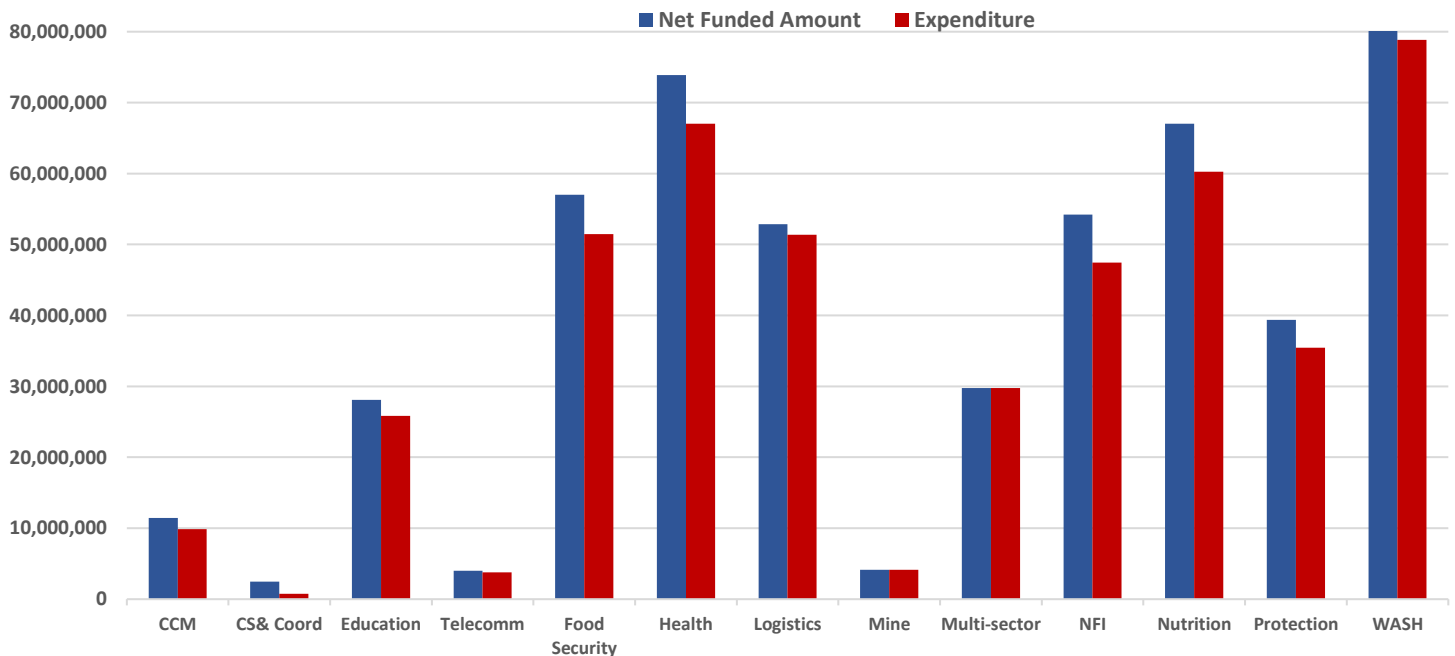
**Table 5.1a Net Funded Amount, Reported Expenditure, and Financial Delivery by Participating Organization, as of 31 December 2016 (in US Dollars)**

Participating Organization	Current Year Jan-Dec 2016		Total		Delivery Rate %
	Net Funded Amount	Expenditure	Net Funded Amount	Expenditure	
FAO	3,600,071	3,133,648	25,635,366	21,950,860	85.63
IOM	11,768,720	8,094,096	79,958,643	71,685,723	89.65
NGO/UNDP	32,553,904	36,372,641	245,627,513	225,218,596	91.69
UNDP			856,000	762,698	89.10
UNESCO	(4,478)		482,880	482,880	100.00
UNFPA	2,529,252	801,808	8,660,825	6,738,999	77.81
UNHCR	199,842	199,842	15,072,129	15,072,129	100.00
UNICEF	11,210,199	5,819,282	69,657,304	63,560,792	91.25
UNOPS	(616,327)	(114,062)	9,252,352	9,133,977	98.72
WFP	8,326,935	7,565,344	44,842,718	42,481,138	94.73
WHO	2,462,202	750,521	11,044,732	8,995,316	81.44
<b>Total</b>	<b>72,030,320</b>	<b>62,623,118</b>	<b>511,090,461</b>	<b>466,083,107</b>	<b>91.19</b>

Table 5.1b Expenditure with breakdown by Cluster (in US Dollars)

Cluster	Current Year Jan-Dec-2016		Total		Delivery Rate %
	Net Funded Amount	Expenditure	Net Funded Amount	Expenditure	
<b>South Sudan</b>					
Camp Coordination & Management	1,842,923	3,796,689	11,452,618	9,885,812	86.32
Common Services & Coordination			2,455,987	762,698	31.05
Education	3,812,807	3,464,565	28,112,924	25,826,307	91.87
Emergency Telecommunications	663,373	449,798	3,997,529	3,783,954	94.66
Food Security and Livelihoods	6,726,434	7,124,097	57,027,398	51,483,998	90.28
Health	11,216,482	8,213,569	73,869,075	67,029,239	90.74
Logistics	8,433,734	8,154,826	52,865,406	51,382,584	97.20
Mine Action	(326,802)	216,133	4,158,691	4,150,259	99.80
Multi-sector (Emrg Ret &Refug)	(92,394)	(6,111)	29,775,635	29,775,606	100.00
Non-food Items & Emerg Shelter	8,827,290	5,547,091	54,226,871	47,446,312	87.50
Nutrition	12,525,507	11,758,349	67,012,768	60,268,318	89.94
Protection	6,124,234	4,172,478	39,394,065	35,462,349	90.02
WASH	12,276,733	9,731,634	86,741,494	78,825,671	90.87
<b>South Sudan Total:</b>	<b>72,030,320</b>	<b>62,623,118</b>	<b>511,090,461</b>	<b>466,083,107</b>	<b>91.19</b>
<b>Grand Total:</b>	<b>72,030,320</b>	<b>62,623,118</b>	<b>511,090,461</b>	<b>466,083,107</b>	<b>91.19</b>

Figure 4: Cumulative Net Funded Amount and Expenditure with Breakdown by Cluster



## 5.2 EXPENDITURE BY PROJECT

Table 5.2 displays the net funded amounts, expenditures reported and the financial delivery rates by Participating Organization.

**Table 5.2 Expenditure by Project within Cluster, as of 31 December 2016 (in US Dollars)**

Cluster / Project No. and Project Title		Participating Organization	Project Status	Total Approved Amount	Net Funded Amount	Total Expenditure	Delivery Rate %
<b>Camp Coordination &amp; Management</b>							
00089317	CHF SS CCCM/2014-1/UNDP-NGOs	NGO/UNDP	On Going	2,225,600	2,220,091	2,220,091	100.00
00094138	CHF SS CCCM/2014ER/UN Agen	IOM	On Going	385,819	166,711	166,711	100.00
00097552	CHF SS CCCM/2015ER/UN Agen	IOM	On Going	790,013	790,013	790,013	100.00
00100405	SSD-16/HSS10/SA1/CCCM/INGO/880	NGO/UNDP	On Going	540,350	540,350	267,500	49.50
00102244	SSD16/HSS10/SA2/CCCM/INGO/3469	NGO/UNDP	On Going	216,140	216,140		0
00093632	CHF SS CCCM/2015-1/UNDP-NGOs	NGO/UNDP	Operationally Closed	1,710,024	1,563,190	1,563,152	100.00
00095141	CHF SS CCCM/2015-1/UN Agencies	IOM	Operationally Closed	2,400,002	2,400,002	2,305,964	96.08
00096425	CHF SS CCCM/2015-2/UNDP-NGOs	NGO/UNDP	Operationally Closed	535,000	377,188	391,604	103.82
00096710	CHF SS CCCM/2015-2/UN Agencies	IOM	Operationally Closed	599,979	599,979	516,565	86.10
00096949	CHF SS CCCM/2015 ER/UNDP-NGOs	NGO/UNDP	Operationally Closed	963,258	963,258	945,548	98.16
00098498	CHF SS CCCM/2016-1/UNDP-NGOs	NGO/UNDP	Operationally Closed	1,075,348	1,075,348	537,215	49.96
00100406	SSD-16/HSS10/SA1/CCCM/INGO/881	NGO/UNDP	Operationally Closed	540,349	540,349	181,450	33.58
<b>Camp Coordination &amp; Management: Total</b>				<b>11,981,881</b>	<b>11,452,618</b>	<b>9,885,812</b>	<b>86.32</b>
<b>Common Services &amp; Coordination</b>							
00083392	CHF SS COORD/2012ER/UN Agencie	UNDP	On Going	856,000	856,000	762,698	89.10
00083392	CHF SS COORD/2012ER/UN Agencie	WFP	On Going	733,325	733,325		0
00085207	CHF SS COORD/2013ER/UN Agencie	WFP	On Going	366,662	366,662		0
00096711	CHF SS COORD/2015 - 2/UN Agenc	WFP	On Going	500,000	500,000		0
<b>Common Services &amp; Coordination: Total</b>				<b>2,455,987</b>	<b>2,455,987</b>	<b>762,698</b>	<b>31.05</b>
<b>Education</b>							
00082270	CHF SS EDU/2012-1/UNDP-NGOs	NGO/UNDP	On Going	2,178,851	2,177,141	2,177,141	100.00
00084199	CHF SS EDU/2012-2/UNDP-NGOs	NGO/UNDP	On Going	1,712,333	1,632,354	1,632,328	100.00
00084379	CHF SS EDU/2012-2/UN Agencies	UNESCO	On Going	300,000	297,358	297,358	100.00
00084379	CHF SS EDU/2012-2/UN Agencies	UNICEF	On Going	1,093,465	1,092,799	1,092,799	100.00
00086125	CHF SS EDU/2013-1/UNDP-NGOs	NGO/UNDP	On Going	2,201,506	1,906,043	1,906,042	100.00
00086452	CHF SS EDU/2013-1/UN Agencies	UNESCO	On Going	190,000	185,522	185,522	100.00
00086452	CHF SS EDU/2013-1/UN Agencies	UNICEF	On Going	1,375,089	1,375,089	1,375,089	100.00
00087602	CHF SS EDU/2013-2/UNDP-NGOs	NGO/UNDP	On Going	2,636,465	2,584,546	2,584,366	99.99
00087737	CHF SS EDU/2013-2/UN Agencies	UNICEF	On Going	586,003	582,201	582,201	100.00
00089092	CHF SS EDU/2014-1/UN Agencies	UNICEF	On Going	1,124,760	1,123,546	1,123,546	100.00
00089120	CHF SS EDU/2014-1/UNDP-NGOs	NGO/UNDP	On Going	2,113,506	1,837,729	1,837,718	100.00
00089966	CHF SS EDU/2014ER/UNDP-NGOs	NGO/UNDP	On Going	81,777	81,777	81,777	100.00
00101669	SSD-16/HSS10/RA1/E/INGO/3165	NGO/UNDP	On Going	91,859	91,859	31,178	33.94
00102186	SSD-16/HSS10/ SA2/E/UN/ 3585	UNICEF	On Going	426,382	426,382	216,923	50.88
00102218	SSD-16/HSS10/ SA2/E/NGO/ 3402	NGO/UNDP	On Going	221,273	221,273	168,806	76.29
00102219	SSD-16/HSS10/ SA2/E/INGO/ 3413	NGO/UNDP	On Going	329,324	329,324	79,696	24.20

Cluster / Project No. and Project Title		Participating Organization	Project Status	Total Approved Amount	Net Funded Amount	Total Expenditure	Delivery Rate %
00102220	SSD-16/HSS10/ SA2/E/NGO/ 3426	NGO/UNDP	On Going	221,273	221,273	109,540	49.50
00102221	SSD-16/HSS10/ SA2/E/NGO/ 3443	NGO/UNDP	On Going	167,239	167,239	53,868	32.21
00102222	SSD-16/HSS10/ SA2/E/NGO/ 3540	NGO/UNDP	On Going	127,533	127,523	94,545	74.14
00102223	SSD-16/HSS10/ SA2/E/INGO/ 3596	NGO/UNDP	On Going	224,233	224,233	63,966	28.53
00102245	SSD-16/HSS10/SA2/E/INGO/3601	NGO/UNDP	On Going	301,231	301,231		0
00103641	SSD-16/HSS10/RA2/E/UN/4437	UNICEF	On Going	449,991	449,991		0
00093633	CHF SS EDU/2015-1/UNDP-NGOs	NGO/UNDP	Operationally Closed	1,928,264	1,922,528	1,920,586	99.90
00093954	CHF SS EDU/2015-1/UN Agencies	UNICEF	Operationally Closed	2,391,743	2,391,743	2,288,191	95.67
00096424	CHF SS EDU/2015-2/UNDP-NGOs	NGO/UNDP	Operationally Closed	1,063,489	1,020,855	899,687	88.13
00097221	CHF SS EDU/2015ER/UNDP-NGOs	NGO/UNDP	Operationally Closed	540,314	540,314	433,672	80.26
00098499	CHF SS EDU/2016-1/UNDP-NGOs	NGO/UNDP	Operationally Closed	1,540,190	1,540,190	1,324,520	86.00
00100655	SSD-16/HSS10/SA1/E/UN/807	UNICEF	Operationally Closed	475,000	475,000	479,382	100.92
00082635	CHF SS EDU/2012-1/UN Agency	UNICEF	Financially Closed	2,793,866	2,785,860	2,785,860	100.00
<b>Education: Total</b>				<b>28,886,960</b>	<b>28,112,924</b>	<b>25,826,307</b>	<b>91.87</b>

Emergency Telecommunications							
00083268	CHF SS TELECOM/2012ER/UN Agenc	WFP	On Going	210,248	210,248	210,248	100.00
00086453	CHF SS TELECOM/2013-1/UN Agenc	WFP	On Going	225,000	225,000	225,000	100.00
00087738	CHF SS TELECOM/2013-2/UN Agenc	WFP	On Going	400,000	400,000	400,000	100.00
00089097	CHF SS TELECOM/2014-1/UN Agenc	WFP	On Going	1,599,027	1,599,027	1,599,027	100.00
00100656	SSD-16/HSS10/SA1/ETC/UN/882	WFP	On Going	413,360	413,360	199,785	48.33
00093955	CHF SS TELECOM/2015-1/UN Agenc	WFP	Operationally Closed	899,881	899,881	899,881	100.00
00098501	CHF SS TELECOM/2016-1/UN Agenc	WFP	Operationally Closed	250,014	250,014	250,014	100.00
<b>Emergency Telecommunications: Total</b>				<b>3,997,529</b>	<b>3,997,529</b>	<b>3,783,954</b>	<b>94.66</b>

Food Security and Livelihoods							
00082307	CHF SS FOOD/2012-1/UNDP-NGOs	NGO/UNDP	On Going	3,326,928	3,132,988	3,115,694	99.45
00082638	CHF SS FOOD/2012-1/UN Agency	FAO	On Going	1,735,212	1,735,212	1,992,040	114.80
00083555	CHF SS FOOD/2012ER/UNDP-NGOs	NGO/UNDP	On Going	466,178	448,710	448,710	100.00
00084213	CHF SS FOOD/2012-2/UN Agency	FAO	On Going	2,500,000	2,470,657	2,470,618	100.00
00084346	CHF SS FOOD/2012-2/UNDP-NGOs	NGO/UNDP	On Going	1,602,053	1,360,297	1,360,153	99.99
00086127	CHF SS FOOD/2013-1/UNDP-NGOs	NGO/UNDP	On Going	3,209,999	3,030,910	2,977,555	98.24
00086454	CHF SS FOOD/2013-1/UN Agencies	FAO	On Going	3,000,000	2,842,980	2,841,396	99.94
00087674	CHF SS FOOD/2013-2/UNDP-NGOs	NGO/UNDP	On Going	2,653,600	2,448,726	2,448,726	100.00
00087739	CHF SS FOOD/2013-2/UN Agencies	FAO	On Going	420,000	390,693	390,693	100.00
00089091	CHF SS FOOD/2014-1/UN Agencies	FAO	On Going	2,604,000	2,568,461	2,333,273	90.84
00089119	CHF SS FOOD/2014-1/UNDP-NGOs	NGO/UNDP	On Going	4,419,146	4,218,087	4,220,462	100.06
00089964	CHF SS FOOD/2014ER/UNDP-NGOs	NGO/UNDP	On Going	5,983,610	5,426,370	5,426,356	100.00
00089992	CHF SS FOOD/2014ER/UN Agencies	FAO	On Going	5,100,000	5,100,000	5,099,999	100.00
00089992	CHF SS FOOD/2014ER/UN Agencies	WFP	On Going	1,749,768	1,749,768	1,749,768	100.00
00102187	SSD-16/HSS10/ SA2/FSL/UN/ 3775	FAO	On Going	1,300,000	1,300,000	691,431	53.19
00102224	SSD-16/HSS10/SA2/FSL/INGO/3408	NGO/UNDP	On Going	302,596	302,596	138,267	45.69
00102226	SSD-16/HSS10/SA2/FSL/NGO/3555	NGO/UNDP	On Going	216,146	216,146	126,117	58.35
00102227	SSD-16/HSS10/SA2/FSL/NGO/3575	NGO/UNDP	On Going	249,231	249,231		0

Cluster / Project No. and Project Title		Participating Organization	Project Status	Total Approved Amount	Net Funded Amount	Total Expenditure	Delivery Rate %
00102228	SSD-16/HSS10/SA2/FSL/INGO/3591	NGO/UNDP	On Going	237,352	237,352	138,954	58.54
00102246	SSD-16/HSS10/SA2/FSL/INGO/3554	NGO/UNDP	On Going	324,210	324,210		0
00102247	SSD-16/HSS10/SA2/FSL/INGO/3620	NGO/UNDP	On Going	324,188	324,188	128,951	39.78
00103642	SSD-16/HSS10/RA2/FSL/UN/4438	FAO	On Going	800,000	800,000		0
00083571	CHF SS FOOD/2012ER/UN Agencies	FAO	Operationally Closed	264,852	264,852		0
00093634	CHF SS FOOD/2015-1/UNDP-NGOs	NGO/UNDP	Operationally Closed	2,138,159	1,887,764	1,887,764	100.00
00093960	CHF SS FOOD/2015-1/UN Agencies	FAO	Operationally Closed	5,600,000	5,600,000	4,298,375	76.76
00093960	CHF SS FOOD/2015-1/UN Agencies	WFP	Operationally Closed	1,441,600	1,441,600	1,441,599	100.00
00096440	CHF SS FOOD/2015-2/UN Agencies	FAO	Operationally Closed	811,231	562,511	562,511	100.00
00096441	CHF SS FOOD/2015-2/UNDP-NGOs	NGO/UNDP	Operationally Closed	1,274,628	1,167,099	1,165,801	99.89
00098502	CHF SS FOOD/2016-1/UNDP-NGOs	NGO/UNDP	Operationally Closed	1,137,964	1,137,964	962,905	84.62
00099084	SSD-16-HSS10-SA1-FSL-INGO-739	NGO/UNDP	Operationally Closed	378,245	378,245	339,045	89.64
00099085	SSD-16-HSS10-SA1-FSL-NGO-783	NGO/UNDP	Operationally Closed	194,526	194,526	194,282	99.87
00099086	SSD-16-HSS10-SA1-FSL-INGO-839	NGO/UNDP	Operationally Closed	590,056	590,056	270,316	45.81
00099087	SSD-16-HSS10-SA1-FSL-INGO-843	NGO/UNDP	Operationally Closed	97,440	97,440	96,476	99.01
00099088	SSD-16-HSS10-SA1-FSL-INGO-859	NGO/UNDP	Operationally Closed	432,280	432,280	403,235	93.28
00099089	SSD-16-HSS10-SA1-FSL-INGO-865	NGO/UNDP	Operationally Closed	411,758	411,758	310,101	75.31
00099650	SSD-16/HSS10/SA1/FSL/UN/706	FAO	Operationally Closed	2,000,000	2,000,000	1,270,523	63.53
00102225	SSD-16/HSS10/ SA2/FSL/NGO/3539	NGO/UNDP	Operationally Closed	183,721	183,721	181,902	99.01
<b>Food Security and Livelihoods: Total</b>				<b>59,480,678</b>	<b>57,027,398</b>	<b>51,483,998</b>	<b>90.28</b>

Health							
00082458	CHF SS HEALTH/2012-1/UNDP-NGOs	NGO/UNDP	On Going	4,387,000	4,304,415	4,303,617	99.98
00082489	CHF SS HEALTH/2012-1/UN Agency	UNICEF	On Going	1,000,000	969,489	969,489	100.00
00082489	CHF SS HEALTH/2012-1/UN Agency	WHO	On Going	949,952	935,934	935,932	100.00
00082926	CHF SS HEALTH/2012-ER/UNDP-NGO	NGO/UNDP	On Going	1,114,927	1,056,679	1,056,679	100.00
00084198	CHF SS HEALTH/2012-2/UNDP-NGOs	NGO/UNDP	On Going	2,973,534	2,903,102	2,826,853	97.37
00084347	CHF SS HEALTH/2012-2/UN Agenci	IOM	On Going	365,000	365,000	365,000	100.00
00084347	CHF SS HEALTH/2012-2/UN Agenci	UNFPA	On Going	320,000	258,077	258,077	100.00
00084347	CHF SS HEALTH/2012-2/UN Agenci	UNICEF	On Going	665,014	665,014	665,014	100.00
00084347	CHF SS HEALTH/2012-2/UN Agenci	WHO	On Going	835,000	817,036	817,036	100.00
00085186	CHF SS HEALTH/2013ER/UNDP-NGOs	NGO/UNDP	On Going	535,000	535,000	535,000	100.00
00086128	CHF SS HEALTH/2013-1/UNDP-NGOs	NGO/UNDP	On Going	5,122,772	5,112,631	5,112,631	100.00
00086455	CHF SS HEALTH/2013-1/UN Agenci	IOM	On Going	359,370	359,370	359,370	100.00
00086455	CHF SS HEALTH/2013-1/UN Agenci	UNFPA	On Going	865,000	865,000	864,971	100.00
00086455	CHF SS HEALTH/2013-1/UN Agenci	UNICEF	On Going	1,968,926	1,968,926	1,968,926	100.00
00086455	CHF SS HEALTH/2013-1/UN Agenci	WHO	On Going	1,477,024	1,477,024	1,477,024	100.00
00087603	CHF SS HEALTH/2013-2/UNDP-NGOs	NGO/UNDP	On Going	3,531,000	3,152,785	3,151,354	99.95
00087657	CHF SS HEALTH/2013-2/UN Agenci	UNFPA	On Going	300,000	299,457	299,457	100.00
00087657	CHF SS HEALTH/2013-2/UN Agenci	UNICEF	On Going	400,000	389,434	389,434	100.00
00087657	CHF SS HEALTH/2013-2/UN Agenci	WHO	On Going	400,000	400,000	400,000	100.00
00089088	CHF SS HEALTH/2014-1/UN Agenci	IOM	On Going	260,000	260,000	260,000	100.00
00089088	CHF SS HEALTH/2014-1/UN Agenci	UNFPA	On Going	700,000	652,063	652,063	100.00

Cluster / Project No. and Project Title		Participating Organization	Project Status	Total Approved Amount	Net Funded Amount	Total Expenditure	Delivery Rate %
00089088	CHF SS HEALTH/2014-1/UN Agenci	UNICEF	On Going	1,350,000	1,300,516	1,300,516	100.00
00089088	CHF SS HEALTH/2014-1/UN Agenci	WHO	On Going	1,550,000	1,550,000	1,550,000	100.00
00089116	CHF SS HEALTH/2014-1/UNDP-NGOs	NGO/UNDP	On Going	3,092,300	2,834,601	2,833,767	99.97
00089960	CHF SS HEALTH/2014ER/UNDP-NGOs	NGO/UNDP	On Going	2,373,679	2,296,788	2,296,788	100.00
00089988	CHF SS HEALTH/2014ER/UN Agenci	IOM	On Going	2,127,055	2,127,055	2,127,055	100.00
00089988	CHF SS HEALTH/2014ER/UN Agenci	UNICEF	On Going	1,343,762	1,343,762	1,343,762	100.00
00091489	CHF SS Health 2014-2 UNDP-NGOs	NGO/UNDP	On Going	5,671,000	5,642,125	5,642,103	100.00
00092419	CHF SS HEALTH/2014-2/UN Agenci	IOM	On Going	550,000	550,000	550,000	100.00
00092419	CHF SS HEALTH/2014-2/UN Agenci	UNFPA	On Going	1,000,000	985,793	985,793	100.00
00092419	CHF SS HEALTH/2014-2/UN Agenci	UNICEF	On Going	1,500,000	1,500,000	1,498,925	99.93
00092419	CHF SS HEALTH/2014-2/UN Agenci	WHO	On Going	2,000,000	2,000,000	1,957,125	97.86
00096423	CHF SS HEALTH/2015-2/UNDP-NGOs	NGO/UNDP	On Going	2,372,443	2,232,753	2,171,118	97.24
00096442	CHF SS HEALTH/2015-2/UN Agenci	UNICEF	On Going	280,000	280,000	268,230	95.80
00100407	SSD-16/HSS10/SA1/H/UN/750	UNICEF	On Going	614,990	614,990	323,033	52.53
00101672	SSD-16/HSS10/RA1/H/UN/3162	UNICEF	On Going	61,632	61,632		0
00101673	SSD-16/HSS10/RA1/H/UN/3166	WHO	On Going	204,618	204,618	8,248	4.03
00102129	SSD-16/HSS10/ SA2/H/NGO/ 3417	NGO/UNDP	On Going	108,487	108,487	23,610	21.76
00102130	SSD-16/HSS10/ SA2/H/NGO/ 3462	NGO/UNDP	On Going	276,303	276,303	132,566	47.98
00102131	SSD-16/HSS10/ SA2/H/INGO/ 3493	NGO/UNDP	On Going	395,536	395,536	174,199	44.04
00102132	SSD-16/HSS10/ SA2/H/INGO/ 3518	NGO/UNDP	On Going	242,151	242,151		0
00102133	SSD-16/HSS10/ SA2/H/INGO/ 3569	NGO/UNDP	On Going	162,105	162,105		0
00102134	SSD-16/HSS10/ SA2/H/INGO/ 3588	NGO/UNDP	On Going	523,059	523,059		0
00102135	SSD-16/HSS10/ SA2/H/INGO/ 3589	NGO/UNDP	On Going	291,789	291,789	59,938	20.54
00102136	SSD-16/HSS10/ SA2/H/INGO/ 3595	NGO/UNDP	On Going	162,105	162,105	26,750	16.50
00102177	SSD-16/HSS10/ SA2/H/UN/ 3445	UNFPA	On Going	385,000	385,000	187,821	48.78
00102188	SSD-16/HSS10/ SA2/H/UN/ 3570	IOM	On Going	510,000	510,000	118,909	23.32
00102229	SSD-16/HSS10/SA2/H/NGO/3410	NGO/UNDP	On Going	322,052	322,052	163,186	50.67
00102230	SSD-16/HSS10/ SA2/H/NGO/ 3441	NGO/UNDP	On Going	263,431	263,431	191,159	72.57
00102231	SSD-16/HSS10/ SA2/H/INGO/ 3628	NGO/UNDP	On Going	162,497	162,497	78,907	48.56
00102249	SSD-16/HSS10/SA2/H/UN/3560	UNICEF	On Going	314,992	314,992	3,129	0.99
00102250	SSD-16/HSS10/SA2/H/UN/3636	WHO	On Going	399,999	399,999	12,920	3.23
00103643	SSD-16/HSS10/RA2/H/UN/4439	UNICEF	On Going	372,032	372,032		0
00103644	SSD-16/HSS10/RA2/H/UN/4440	UNFPA	On Going	777,145	777,145		0
00103645	SSD-16/HSS10/RA2/H/UN/4441	WHO	On Going	1,224,389	1,224,389		0
00093635	CHF SS HEALTH/2015-1/UNDP-NGOs	NGO/UNDP	Operationally Closed	3,547,984	3,386,127	3,386,127	100.00
00093956	CHF SS HEALTH/2015-1/UN Agenci	IOM	Operationally Closed	449,454	449,454	449,454	100.00
00093956	CHF SS HEALTH/2015-1/UN Agenci	UNFPA	Operationally Closed	649,993	623,980	623,980	100.00
00093956	CHF SS HEALTH/2015-1/UN Agenci	UNICEF	Operationally Closed	1,480,040	1,480,040	1,457,139	98.45
00093956	CHF SS HEALTH/2015-1/UN Agenci	WHO	Operationally Closed	1,100,103	1,100,103	982,871	89.34
00096438	CHF SS HEALTH/2015-2/UN Agenci	IOM	Operationally Closed	349,992	349,992	349,992	100.00
00096438	CHF SS HEALTH/2015-2/UN Agenci	UNFPA	Operationally Closed	350,000	344,268	344,268	100.00
00096438	CHF SS HEALTH/2015-2/UN Agenci	WHO	Operationally Closed	302,433	302,433	298,822	98.81
00097222	CHF SS HEALTH/2015ER/UNDP-NGOs	NGO/UNDP	Operationally Closed	407,999	407,999	321,380	78.77



Cluster / Project No. and Project Title		Participating Organization	Project Status	Total Approved Amount	Net Funded Amount	Total Expenditure	Delivery Rate %
00098506	CHF SS HEALTH/2016-1/UNDP-NGOs	NGO/UNDP	Operationally Closed	3,231,898	3,231,898	3,178,929	98.36
00098507	CHF SS HEALTH/2016-1/UN Agenci	IOM	Operationally Closed	509,000	509,000	509,000	100.00
00100408	SSD-16/HSS10/SA1/H/UN/806	WHO	Operationally Closed	633,196	633,196	555,338	87.70
00101670	SSD-16/HSS10/RA1/H/UN/3156	IOM	Operationally Closed	125,000	125,000	125,000	100.00
00101671	SSD-16/HSS10/RA1/H/UN/3161	UNFPA	Operationally Closed	100,001	100,001	90,224	90.22
00102248	SSD-16/HSS10/SA2/H/NGO/3455	NGO/UNDP	Operationally Closed	213,712	213,712	211,499	98.96
00083677	CHF SS HEALTH/2012ER/UN Agenc	UNFPA	Financially Closed	450,100	447,734	447,734	100.00
<b>Health: Total</b>				<b>75,414,971</b>	<b>73,869,075</b>	<b>67,029,239</b>	<b>90.74</b>

Logistics							
00082243	CHF SS LOGIST/2012-1/UN Agency	IOM	On Going	3,499,005	3,499,005	3,499,005	100.00
00082243	CHF SS LOGIST/2012-1/UN Agency	WFP	On Going	5,901,429	5,901,429	5,901,429	100.00
00084200	CHF SS LOGIST/2012-2/UN Agency	IOM	On Going	1,710,000	1,710,000	1,710,000	100.00
00084200	CHF SS LOGIST/2012-2/UN Agency	WFP	On Going	3,640,000	3,640,000	3,640,000	100.00
00086456	CHF SS LOGIST/2013-1/UN Agenci	IOM	On Going	2,136,288	2,136,288	2,136,288	100.00
00086456	CHF SS LOGIST/2013-1/UN Agenci	UNOPS	On Going	4,500,000	4,365,176	4,365,176	100.00
00086456	CHF SS LOGIST/2013-1/UN Agenci	WFP	On Going	2,238,004	2,238,004	2,238,004	100.00
00087658	CHF SS LOGIST/2013-2/UN Agenci	IOM	On Going	2,117,134	2,117,134	2,117,134	100.00
00087658	CHF SS LOGIST/2013-2/UN Agenci	UNOPS	On Going	1,182,866	1,136,313	1,136,313	100.00
00089089	CHF SS LOGIST/2014-1/UN Agenci	WFP	On Going	299,942	299,942	299,942	100.00
00089991	CHF SS LOGIST/2014ER/UN Agenci	WFP	On Going	4,500,000	4,500,000	4,500,000	100.00
00102189	SSD-16/HSS10/ SA2/L/UN/ 3517	IOM	On Going	1,699,994	1,699,994	333,681	19.63
00095140	CHF SS LOGIST/2015-1/UN Agenci	IOM	Operationally Closed	2,500,002	2,500,002	2,500,002	100.00
00095140	CHF SS LOGIST/2015-1/UN Agenci	UNOPS	Operationally Closed	1,500,000	930,226	930,226	100.00
00096437	CHF SS LOGIST/2015-2/UN Agenci	IOM	Operationally Closed	322,503	322,503	324,369	100.58
00096437	CHF SS LOGIST/2015-2/UN Agenci	UNOPS	Operationally Closed	1,335,026	1,335,026	1,216,651	91.13
00096437	CHF SS LOGIST/2015-2/UN Agenci	WFP	Operationally Closed	3,677,310	3,677,310	3,677,310	100.00
00096948	CHF SS LOGIST/2015ER/UN Agenci	IOM	Operationally Closed	322,500	322,500	322,500	100.00
00096948	CHF SS LOGIST/2015ER/UN Agenci	WFP	Operationally Closed	2,677,385	2,677,385	2,677,385	100.00
00098508	CHF SS LOGIST/2016-1/UN Agenci	WFP	Operationally Closed	3,900,063	3,900,063	3,900,063	100.00
00100657	SSD-16/HSS10/SA1/L/UN/686	IOM	Operationally Closed	1,250,000	1,250,000	1,250,000	100.00
00100658	SSD-16/HSS10/SA1/L/UN/780	WFP	Operationally Closed	1,000,003	1,000,003	1,000,003	100.00
00102178	SSD-16/HSS10/ SA2/L/UN/ 3479	WFP	Operationally Closed	1,200,000	1,200,000	1,200,000	100.00
00083722	CHF SS LOGIST/2012ER/UN Agenci	IOM	Financially Closed	507,103	507,103	507,103	100.00
<b>Logistics: Total</b>				<b>53,616,557</b>	<b>52,865,406</b>	<b>51,382,584</b>	<b>97.20</b>

Mine Action							
00082288	CHF SS MINE/2012-1/UNDP-NGOS	NGO/UNDP	On Going	860,364	857,365	860,343	100.35
00084202	CHF SS MINE/2012-2/UNDP-NGOS	NGO/UNDP	On Going	613,880	607,503	607,503	100.00
00084381	CHF SS MINE/2012-2/UN Agencies	UNICEF	On Going	225,245	221,881	221,881	100.00
00086129	CHF SS MINE/2013-1/UNDP-NGOs	NGO/UNDP	On Going	850,999	776,522	776,522	100.00
00087456	CHF SS MINE/2013-1/UNDP-UN Age	UNICEF	On Going	204,674	174,364	174,364	100.00
00087605	CHF SS MINE/2013-2/UNDP-NGOs	NGO/UNDP	On Going	320,592	314,069	314,069	100.00
00087756	CHF SS MINE/2013-2/UN Agencies	UNICEF	On Going	149,790	149,213	149,213	100.00



Cluster / Project No. and Project Title		Participating Organization	Project Status	Total Approved Amount	Net Funded Amount	Total Expenditure	Delivery Rate %
00089123	CHF SS MINE/2014-1/UNDP-NGOs	NGO/UNDP	On Going	962,999	727,150	727,150	100.00
00091490	CHF SS Mine Action 2014-2 UNDP	NGO/UNDP	On Going	116,770	116,770	116,771	100.00
00097224	CHF SS MINE/2015ER/UNDP-NGOs	NGO/UNDP	Operationally Closed	213,854	213,854	202,444	94.66
<b>Mine Action: Total</b>				<b>4,519,167</b>	<b>4,158,691</b>	<b>4,150,259</b>	<b>99.80</b>

Multi-sector (Emrg Ret & Refug)							
00083265	CHF SS MULTSECT/2012ER/UN Agen	UNHCR	On Going	11,568,038	11,568,038	11,568,038	100.00
00083265	CHF SS MULTSECT/2012ER/UN Agen	UNOPS	On Going	1,500,000	1,485,611	1,485,611	100.00
00083785	CHF SS MULTSECT/2012ER/NGOs	NGO/UNDP	On Going	2,822,748	2,819,000	2,819,000	100.00
00087199	CHF SS MULTSECT/2013-1/UN Agen	IOM	On Going	3,049,928	3,049,928	3,049,928	100.00
00087671	CHF SS MULTSECT/2013-2/UNDP-NG	NGO/UNDP	On Going	3,572,562	3,483,916	3,483,887	100.00
00088117	CHF SS MULTSECT/2013-2/UN Agen	IOM	On Going	2,019,076	2,019,076	2,019,076	100.00
00089087	CHF SS MULTSECT/2014-1/UN Agen	IOM	On Going	1,500,000	1,500,000	1,500,000	100.00
00084348	CHF SS MULTSECT/2012-2/UN Agen	IOM	Financially Closed	2,894,778	2,894,778	2,894,778	100.00
00084348	CHF SS MULTSECT/2012-2/UN Agen	UNHCR	Financially Closed	955,288	955,288	955,288	100.00
<b>Multi-sector (Emrg Ret &amp; Refug): Total</b>				<b>29,882,418</b>	<b>29,775,635</b>	<b>29,775,606</b>	<b>100.00</b>

Non-food Items & Emerg Shelter							
00082286	CHF SS NFIS/2012-1/UNDP-NGOS	NGO/UNDP	On Going	1,954,971	1,755,752	1,755,752	100.00
00082487	CHF SS NFIs/2012-1/UN Agency	IOM	On Going	1,189,947	1,189,947	1,189,947	100.00
00084203	CHF SS NFIs/2012-2/UNDP-NGOs	NGO/UNDP	On Going	55,365	54,868	54,868	100.00
00086130	CHF SS NFIs/2013-1/UNDP-NGOs	NGO/UNDP	On Going	1,667,716	1,528,504	1,548,618	101.32
00086457	CHF SS NFIs/2013-1/UN Agencies	IOM	On Going	1,940,006	1,940,006	1,940,006	100.00
00087672	CHF SS NFIs/2013-2/UNDP-NGOs	NGO/UNDP	On Going	1,392,284	1,250,009	1,250,009	100.00
00088119	CHF SS NFIs/2013-2/UN Agencies	IOM	On Going	1,048,800	1,048,800	1,048,800	100.00
00089093	CHF SS NFIs/2014-1/UN Agencies	IOM	On Going	3,942,000	3,942,000	3,942,000	100.00
00089121	CHF SS NFIs/2014-1/UNDP-NGOs	NGO/UNDP	On Going	2,095,060	2,063,958	2,065,762	100.09
00089965	CHF SS NFIs/2014ER/UNDP-NGOs	NGO/UNDP	On Going	4,400,680	3,872,834	3,872,834	100.00
00089993	CHF SS NFIs/2014ER/UN Agencies	IOM	On Going	8,974,261	8,974,261	8,974,261	100.00
00089993	CHF SS NFIs/2014ER/UN Agencies	UNHCR	On Going	460,000	460,000	460,000	100.00
00100659	SSD-16/HSS10/SA1/NFI/UN/687	IOM	On Going	1,500,000	1,500,000	674,708	44.98
00102138	SSD-16/HSS10/SA2/NFI/INGO/3449	NGO/UNDP	On Going	438,164	438,164	153,697	35.08
00102139	SSD-16/HSS10/SA2/NFI/INGO/3453	NGO/UNDP	On Going	139,814	139,814	111,593	79.82
00102140	SSD-16/HSS10/SA2/NFI/INGO/3459	NGO/UNDP	On Going	436,890	436,890		0
00102141	SSD-16/HSS10/SA2/NFI/INGO/3508	NGO/UNDP	On Going	389,052	389,052	61,311	15.76
00102142	SSD-16/HSS10/SA2/NFI/INGO/3538	NGO/UNDP	On Going	221,580	221,580		0
00102143	SSD-16/HSS10/SA2/NFI/INGO/3599	NGO/UNDP	On Going	135,628	135,628	59,166	43.62
00102179	SSD-16/HSS10/SA2/NFI/UN/3544	IOM	On Going	320,000	320,000	8,089	2.53
00102180	SSD-16/HSS10/ SA2/NFI/UN/ 3547	IOM	On Going	1,700,014	1,700,014	4,261	0.25
00103646	SSD-16/HSS10/RA2/NFI/UN/4453	IOM	On Going	1,599,998	1,599,998		0
00093636	CHF SS NFIs/2015-1/UNDP-NGOs	NGO/UNDP	Operationally Closed	3,868,976	3,640,566	3,640,550	100.00
00093957	CHF SS NFIs/2015-1/UN Agencies	IOM	Operationally Closed	4,369,058	4,369,058	4,369,058	100.00
00093957	CHF SS NFIs/2015-1/UN Agencies	UNHCR	Operationally Closed	1,010,138	1,010,138	1,010,138	100.00
00096422	CHF SS NFIs/2015-2/UNDP-NGOs	NGO/UNDP	Operationally Closed	1,244,824	917,947	1,074,518	117.06

Cluster / Project No. and Project Title		Participating Organization	Project Status	Total Approved Amount	Net Funded Amount	Total Expenditure	Delivery Rate %
00096921	CHF SS NFIs/2015-2/UN Agencies	IOM	Operationally Closed	1,838,814	1,838,814	1,838,814	100.00
00098510	CHF SS NFIs/2016-1/UNDP-NGOs	NGO/UNDP	Operationally Closed	1,783,163	1,783,163	1,328,451	74.50
00099652	SSD-16/HSS10/SA1/NFI/INGO/831	NGO/UNDP	Operationally Closed	313,403	313,403	91,664	29.25
00100409	SSD-16/HSS10/SA1/NFI/INGO/776	NGO/UNDP	Operationally Closed	304,443	304,443	301,429	99.01
00100660	SSD-16/HSS10/SA1/NFI/UN/709	IOM	Operationally Closed	320,000	320,000	320,000	100.00
00101674	SSD-16/HSS10/RA1/NFI/UN/3150	IOM	Operationally Closed	479,204	479,204	295,910	61.75
00102137	SSD-16/HSS10/SA2/NFI/INGO/3411	NGO/UNDP	Operationally Closed	341,374	341,374	53,418	15.65
00084392	CHF SS NFIs/2012-2/UN Agencies	IOM	Financially Closed	3,946,682	3,946,682	3,946,682	100.00
<b>Non-food Items &amp; Emerg Shelter: Total</b>				<b>55,822,308</b>	<b>54,226,871</b>	<b>47,446,312</b>	<b>87.50</b>

Nutrition							
00082352	CHF SS NUTRIT/2012-1/UNDP-NGOS	NGO/UNDP	On Going	5,183,552	5,029,874	4,981,251	99.03
00083784	CHF SS NUTRIT/2012ER/UNDP-NGOs	NGO/UNDP	On Going	885,613	884,848	884,848	100.00
00084204	CHF SS NUTRIT/2012-2/UNDP-NGOs	NGO/UNDP	On Going	3,439,652	3,269,327	3,264,929	99.87
00084382	CHF SS NUTRIT/2012-2/UN Agenci	UNICEF	On Going	2,084,832	2,070,966	2,070,966	100.00
00086131	CHF SS NUTRIT/2013-1/UNDP-NGOs	NGO/UNDP	On Going	5,991,116	5,621,843	5,621,714	100.00
00086458	CHF SS NUTRIT/2013-1/UN Agenci	UNICEF	On Going	1,900,012	1,900,012	1,900,012	100.00
00086458	CHF SS NUTRIT/2013-1/UN Agenci	WFP	On Going	1,500,000	1,500,000	1,500,000	100.00
00087675	CHF SS NUTRIT/2013-2/UNDP-NGOs	NGO/UNDP	On Going	3,230,327	2,949,710	2,929,240	99.31
00087740	CHF SS NUTRIT/2013-2/UN Agenci	UNICEF	On Going	931,035	836,743	836,743	100.00
00089090	CHF SS NUTRIT/2014-1/UN Agenci	UNICEF	On Going	1,000,000	998,987	998,987	100.00
00089118	CHF SS NUTRIT/2014-1/UNDP-NGOs	NGO/UNDP	On Going	3,628,033	3,353,737	3,353,737	100.00
00089961	CHF SS NUTRIT/2014ER/UNDP-NGOs	NGO/UNDP	On Going	4,575,068	4,126,861	4,127,100	100.01
00089989	CHF SS NUTRIT/2014ER/UN Agenci	UNICEF	On Going	1,631,751	1,631,751	1,631,751	100.00
00091491	CHF SS Nutrition 2014-2 UNDP-N	NGO/UNDP	On Going	2,883,639	2,714,006	2,713,964	100.00
00092420	CHF SS NUTRIT/2014-2/UN Agenci	UNICEF	On Going	1,180,000	1,180,000	1,179,092	99.92
00092420	CHF SS NUTRIT/2014-2/UN Agenci	WFP	On Going	1,293,374	1,293,374	1,293,373	100.00
00096421	CHF SS NUTRIT/2015-2/UNDP-NGOs	NGO/UNDP	On Going	4,171,888	3,632,571	3,665,242	100.90
00101676	SSD-16/HSS10/RA1/N/UN/3157	WFP	On Going	370,013	370,013	370,013	100.00
00102144	SSD-16/HSS10/SA2/N/NGO/3429	NGO/UNDP	On Going	246,343	246,343	143,229	58.14
00102145	SSD-16/HSS10/SA2/N/INGO/3440	NGO/UNDP	On Going	376,862	376,862		0
00102146	SSD-16/HSS10/ SA2/N/NGO/ 3461	NGO/UNDP	On Going	447,051	447,051	102,497	22.93
00102147	SSD-16/HSS10/ SA2/N/NGO/ 3481	NGO/UNDP	On Going	384,268	384,268	161,703	42.08
00102148	SSD-16/HSS10/ SA2/N/INGO/ 3558	NGO/UNDP	On Going	653,326	653,326		0
00102149	SSD-16/HSS10/ SA2/N/INGO/ 3573	NGO/UNDP	On Going	311,242	311,242	107,735	34.61
00102150	SSD-16/HSS10/ SA2/N/INGO/ 3597	NGO/UNDP	On Going	333,687	333,687		0
00102151	SSD-16/HSS10/ SA2/N/INGO/ 3603	NGO/UNDP	On Going	433,144	433,144	149,493	34.51
00102152	SSD-16/HSS10/ SA2/N/INGO/ 3617	NGO/UNDP	On Going	183,704	183,704	30,292	16.49
00102232	SSD-16/HSS10/ SA2/N/INGO/ 3458	NGO/UNDP	On Going	324,210	324,210		0
00102233	SSD-16/HSS10/ SA2/N/INGO/ 3604	NGO/UNDP	On Going	648,420	648,420	340,098	52.45
00102234	SSD-16/HSS10/ SA2/N/INGO/ 3631	NGO/UNDP	On Going	628,964	628,964		0
00103647	SSD-16/HSS10/RA2/N/UN/4442	UNICEF	On Going	1,256,779	1,256,779		0
00103648	SSD-16/HSS10/RA2/N/UN/4443	WFP	On Going	943,482	943,482	395,466	41.92

Cluster / Project No. and Project Title		Participating Organization	Project Status	Total Approved Amount	Net Funded Amount	Total Expenditure	Delivery Rate %
00093637	CHF SS NUTRIT/2015-1/UNDP-NGOs	NGO/UNDP	Operationally Closed	2,616,288	2,496,989	2,450,814	98.15
00095142	CHF SS NUTRIT/2015-1/UN Agenci	UNICEF	Operationally Closed	2,682,363	2,682,363	2,654,651	98.97
00095142	CHF SS NUTRIT/2015-1/UN Agenci	WFP	Operationally Closed	2,662,828	2,662,828	2,662,828	100.00
00097225	SSD-15/HSS10/RA4/N/NGO/663	NGO/UNDP	Operationally Closed	534,992	534,992	529,695	99.01
00098511	CHF SS NUTRIT/2016-1/UNDP-NGOs	NGO/UNDP	Operationally Closed	2,054,495	2,054,495	2,063,844	100.46
00098512	CHF SS NUTRIT/2016-1/UN Agenci	UNICEF	Operationally Closed	1,250,000	1,250,000	1,250,012	100.00
00098512	CHF SS NUTRIT/2016-1/UN Agenci	WFP	Operationally Closed	250,000	250,000	250,000	100.00
00099651	SSD-16/HSS10/SA1/N/INGO/869	NGO/UNDP	Operationally Closed	542,738	542,738	537,365	99.01
00099653	SSD-16/HSS10/SA1/N/UN/711	UNICEF	Operationally Closed	772,678	772,678	772,460	99.97
00099654	SSD-16/HSS10/SA1/N/INGO/733	NGO/UNDP	Operationally Closed	245,463	245,463	243,031	99.01
00099655	SSD-16/HSS10/SA1/N/INGO/810	NGO/UNDP	Operationally Closed	284,979	284,979	183,021	64.22
00099656	SSD-16/HSS10/SA1/N/INGO/811	NGO/UNDP	Operationally Closed	383,945	383,945	102,597	26.72
00099657	SSD-16/HSS10/SA1/N/INGO/823	NGO/UNDP	Operationally Closed	242,706	242,706	240,303	99.01
00099658	SSD-16/HSS10/SA1/N/INGO/825	NGO/UNDP	Operationally Closed	310,022	310,022	227,491	73.38
00099659	SSD-16/HSS10/SA1/N/INGO/847	NGO/UNDP	Operationally Closed	498,183	498,183	297,294	59.68
00101675	SSD-16/HSS10/RA1/N/NGO/3163	NGO/UNDP	Operationally Closed	169,521	169,521		0
00102181	SSD-16/HSS10/SA2/N/UN/3594	UNICEF	Operationally Closed	600,000	600,000	554,674	92.45
00082488	CHF SS NUTRIT/2012-1/UN Agency	UNICEF	Financially Closed	500,000	494,764	494,764	100.00
<b>Nutrition: Total</b>				<b>69,652,587</b>	<b>67,012,768</b>	<b>60,268,318</b>	<b>89.94</b>
<b>Protection</b>							
00082457	CHF SS PROTECT/2012-1/UNDP-NGO	NGO/UNDP	On Going	2,375,484	2,342,881	2,342,870	100.00
00082486	CHF SS PROTECT/2012-1/UN Agenc	UNHCR	On Going	399,998	399,998	399,998	100.00
00082486	CHF SS PROTECT/2012-1/UN Agenc	UNICEF	On Going	849,148	847,741	847,741	100.00
00084205	CHF SS PROTECT/2012-2/UN Agenc	NGO/UNDP	On Going	1,475,764	1,383,409	1,378,898	99.67
00084349	CHF SS PROTEC/2012-2/UNDP-NGOs	NGO/UNDP	On Going	654,985	608,174	611,828	100.60
00086132	CHF SS PROTECT/2013-1/UNDP-NGO	NGO/UNDP	On Going	2,878,815	2,808,563	2,808,552	100.00
00086459	CHF SS PROTECT/2013-1/UN Agenc	UNFPA	On Going	210,000	210,000	210,000	100.00
00086459	CHF SS PROTECT/2013-1/UN Agenc	UNICEF	On Going	399,502	398,059	398,059	100.00
00087659	CHF SS PROTECT/2013-2/UN Agenc	UNFPA	On Going	201,588	191,706	191,706	100.00
00087659	CHF SS PROTECT/2013-2/UN Agenc	UNICEF	On Going	321,393	319,962	319,962	100.00
00087673	CHF SS PROTECT/2013-2/UNDP-NGO	NGO/UNDP	On Going	2,222,411	1,832,493	1,800,879	98.27
00089094	CHF SS PROTECT/2014-1/UN Agenc	UNICEF	On Going	469,195	458,606	458,606	100.00
00089122	CHF SS PROTECT/2014-1/UNDP-NGO	NGO/UNDP	On Going	2,065,217	2,060,069	2,051,375	99.58
00089967	CHF SS PROTECT/2014ER/UNDP-NGO	NGO/UNDP	On Going	4,058,795	4,033,154	4,032,911	99.99
00089995	CHF SS PROTECT/2014ER/UN Agenc	UNICEF	On Going	2,642,151	2,642,151	2,642,151	100.00
00091492	CHF SS PROTECT/2014-2/UNDP-NGO	NGO/UNDP	On Going	3,520,676	3,382,318	3,382,307	100.00
00092369	CHF SS PROTECT/2014-2/UN Agenc	IOM	On Going	250,000	222,897	222,897	100.00
00092369	CHF SS PROTECT/2014-2/UN Agenc	UNFPA	On Going	794,625	784,149	784,149	100.00
00092369	CHF SS PROTECT/2014-2/UN Agenc	UNICEF	On Going	728,378	728,378	727,793	99.92
00096443	CHF SS PROTECT/2015-2/UNDP-NGO	NGO/UNDP	On Going	518,357	512,250	447,393	87.34
00097226	CHF SS PROTECT/2015ER/UNDP-NGO	NGO/UNDP	On Going	216,140	216,140	205,577	95.11
00098514	CHF SS PROTECT/2016-1/UNDP-NGO	NGO/UNDP	On Going	1,696,788	1,696,788	1,500,808	88.45

Cluster / Project No. and Project Title		Participating Organization	Project Status	Total Approved Amount	Net Funded Amount	Total Expenditure	Delivery Rate %
00101677	SSD-16/HSS10/RA1/P/UN/3155	IOM	On Going	150,000	150,000	69,590	46.39
00102153	SSD-16/HSS10/ SA2/P/INGO/ 3414	NGO/UNDP	On Going	216,024	216,024	46,393	21.48
00102154	SSD-16/HSS10/ SA2/P/NGO/ 3427	NGO/UNDP	On Going	86,458	86,458	44,566	51.55
00102155	SSD-16/HSS10/ SA2/P/NGO/ 3450	NGO/UNDP	On Going	108,071	108,071	53,500	49.50
00102156	SSD-16/HSS10/ SA2/P/INGO/ 3456	NGO/UNDP	On Going	267,646	267,646	114,418	42.75
00102157	SSD-16/HSS10/ SA2/P/INGO/ 3514	NGO/UNDP	On Going	270,175	270,175	18,249	6.75
00102158	SSD-16/HSS10/ SA2/P/NGO/ 3537	NGO/UNDP	On Going	108,070	108,070		0
00102182	SSD-16/HSS10/ SA2/P/UN/ 3576	UNICEF	On Going	149,833	149,833	68,560	45.76
00102183	SSD-16/HSS10/ SA2/P/UN/ 3635	UNICEF	On Going	369,268	369,268	139,705	37.83
00102235	SSD-16/HSS10/ SA2/P/NGO/ 3572	NGO/UNDP	On Going	162,105	162,105	130,646	80.59
00102236	SSD-16/HSS10/ SA2/P/INGO/ 3593	NGO/UNDP	On Going	216,947	216,947	80,456	37.09
00102237	SSD-16/HSS10/ SA2/P/INGO/ 3653	NGO/UNDP	On Going	216,140	216,140	61,311	28.37
00102238	SSD-16/HSS10/ SA2/P/INGO/ 3719	NGO/UNDP	On Going	702,455	702,455	102,506	14.59
00102251	SSD-16/HSS10/SA2/P/NGO/3447	NGO/UNDP	On Going	108,070	108,070	13,579	12.56
00103649	SSD-16/HSS10/RA2/P/UN/4444	UNFPA	On Going	919,883	919,883		0
00103650	SSD-16/HSS10/RA2/P/UN/4445	UNICEF	On Going	300,000	300,000		0
00093638	CHF SS PROTECT/2015-1/UNDP-NGO	NGO/UNDP	Operationally Closed	3,609,693	3,527,257	3,525,581	99.95
00093958	CHF SS PROTECT/2015-1/UN Agenc	UNFPA	Operationally Closed	212,827	211,854	211,822	99.98
00093958	CHF SS PROTECT/2015-1/UN Agenc	UNHCR	Operationally Closed	478,825	478,825	478,825	100.00
00093958	CHF SS PROTECT/2015-1/UN Agenc	UNICEF	Operationally Closed	731,314	731,314	703,656	96.22
00094140	CHF SS PROTECT/2015ER/UN Agenc	UNICEF	Operationally Closed	497,194	497,194	496,585	99.88
00096439	CHF SS PROTECT/2015-2/UN Agenc	UNFPA	Operationally Closed	200,090	174,857	174,857	100.00
00096439	CHF SS PROTECT/2015-2/UN Agenc	UNICEF	Operationally Closed	299,999	299,999	299,234	99.74
00098513	CHF SS PROTECT/2016-1/UN Agenc	UNFPA	Operationally Closed	229,857	229,857	215,489	93.75
00098513	CHF SS PROTECT/2016-1/UN Agenc	UNICEF	Operationally Closed	249,931	249,931	249,931	100.00
00100410	SSD-16/HSS10/SA1/P/UN/842	UNHCR	Operationally Closed	199,842	199,842	199,842	100.00
00101678	SSD-16/HSS10/RA1/P/INGO/3160	NGO/UNDP	Operationally Closed	162,105	162,105		0
00102190	SSD-16/HSS10/SA2/P/UN/3495	UNFPA	Operationally Closed	199,999	199,999	196,587	98.29
<b>Protection: Total</b>				<b>40,372,231</b>	<b>39,394,065</b>	<b>35,462,349</b>	<b>90.02</b>

WASH							
00082289	CHF SS WASH/2012-1/UNDP-NGOS	NGO/UNDP	On Going	4,975,354	4,812,447	4,812,447	100.00
00082637	CHF SS WASH/2012-1/UN Agency	IOM	On Going	750,002	750,002	750,002	100.00
00082637	CHF SS WASH/2012-1/UN Agency	UNICEF	On Going	750,070	642,020	642,020	100.00
00083554	CHF SS WASH/2012ER/UNDP-NGOs	NGO/UNDP	On Going	3,802,718	3,802,718	3,808,433	100.15
00084206	CHF SS WASH/2012-2/UN Agency	IOM	On Going	350,000	350,000	350,000	100.00
00084206	CHF SS WASH/2012-2/UN Agency	UNICEF	On Going	4,900,000	4,860,397	4,860,397	100.00
00084350	CHF SS WASH/2012-2/UNDP-NGOs	NGO/UNDP	On Going	1,551,957	1,441,776	1,441,776	100.00
00086133	CHF SS WASH/2013-1/UNDP-NGOs	NGO/UNDP	On Going	4,388,838	4,034,729	4,034,729	100.00
00086460	CHF SS WASH/2013-1/UN Agencies	IOM	On Going	800,000	800,000	800,000	100.00
00086460	CHF SS WASH/2013-1/UN Agencies	UNICEF	On Going	2,898,262	2,898,262	2,896,803	99.95
00087676	CHF SS WASH/2013-2/UNDP-NGOs	NGO/UNDP	On Going	2,763,329	2,716,689	2,716,689	100.00
00087741	CHF SS WASH/2013-2/UN Agencies	IOM	On Going	650,000	650,000	650,000	100.00

Cluster / Project No. and Project Title		Participating Organization	Project Status	Total Approved Amount	Net Funded Amount	Total Expenditure	Delivery Rate %
00087741	CHF SS WASH/2013-2/UN Agencies	UNICEF	On Going	965,050	964,239	964,239	100.00
00089086	CHF SS WASH/2014-1/UN Agencies	IOM	On Going	868,960	868,960	868,960	100.00
00089086	CHF SS WASH/2014-1/UN Agencies	UNICEF	On Going	1,881,040	1,877,491	1,877,519	100.00
00089113	CHF SS WASH/2014-1/UNDP-NGOs	NGO/UNDP	On Going	4,547,478	4,221,201	4,212,018	99.78
00089959	CHF SS WASH/2014ER/UNDP-NGOs	NGO/UNDP	On Going	6,062,915	5,829,384	5,829,382	100.00
00089987	CHF SS WASH/2014ER/UN Agencies	IOM	On Going	2,073,395	2,073,395	2,073,395	100.00
00089987	CHF SS WASH/2014ER/UN Agencies	UNICEF	On Going	1,130,502	1,130,502	1,130,020	99.96
00091493	CHF SS WASH 2014-2 UNDP-NGOs	NGO/UNDP	On Going	9,358,340	9,059,146	9,058,760	100.00
00092421	CHF SS WASH/2014-2/UN Agencies	IOM	On Going	1,800,000	1,800,000	1,800,000	100.00
00092421	CHF SS WASH/2014-2/UN Agencies	UNICEF	On Going	3,200,000	3,200,000	3,198,375	99.95
00096444	CHF SS WASH/2015-2/UN Agencies	IOM	On Going	399,994	399,994	399,994	100.00
00096444	CHF SS WASH/2015-2/UN Agencies	UNICEF	On Going	400,000	400,000	400,000	100.00
00101679	SSD16/HSS10/RA1/WASH/INGO/3164	NGO/UNDP	On Going	572,771	572,771		0
00102159	SSD-16/HSS10/SA2/WASH/NGO/3395	NGO/UNDP	On Going	194,486	194,486	139,015	71.48
00102160	SSD-16/HSS10/SA2/WASH/NGO/3431	NGO/UNDP	On Going	155,621	155,621	110,253	70.85
00102161	SSD-16/HSS10/SA2/WASH/NGO/3437	NGO/UNDP	On Going	324,210	324,210	217,414	67.06
00102162	SSD-16/HSS10/SA2/WASH/NGO/3442	NGO/UNDP	On Going	324,210	324,210	255,587	78.83
00102163	SSD-16/HSS10/SA2/WASH/NGO/3457	NGO/UNDP	On Going	175,649	175,649	142,559	81.16
00102164	SSD-16/HSS10/SA2/WASH/NGO/3471	NGO/UNDP	On Going	108,070	108,070		0
00102165	SSD-16/HSS10/SA2/WASH/NGO/3472	NGO/UNDP	On Going	81,053	81,053		0
00102166	SSD16/HSS10/SA2/WASH/INGO/3502	NGO/UNDP	On Going	216,140	216,140		0
00102167	SSD16/HSS10/SA2/WASH/INGO/3574	NGO/UNDP	On Going	216,140	216,140	102,382	47.37
00102168	SSD-16/HSS10/SA2/WASH/NGO/3583	NGO/UNDP	On Going	108,070	108,070	38,991	36.08
00102169	SSD16/HSS10/SA2/WASH/INGO/3586	NGO/UNDP	On Going	479,831	479,831		0
00102184	SSD-16/HSS10/SA2/WASH/UN/3520	IOM	On Going	700,000	700,000	6,718	0.96
00102185	SSD-16/HSS10/SA2/WASH/UN/3640	UNICEF	On Going	900,001	900,001	391,346	43.48
00102191	SSD-16/HSS10/SA2/WASH/UN/3638	UNICEF	On Going	444,008	444,008	46,410	10.45
00102239	SSD16/HSS10/SA2/WASH/INGO/3600	NGO/UNDP	On Going	216,140	216,140		0
00102240	SSD16/HSS10/SA2/WASH/INGO/3618	NGO/UNDP	On Going	432,280	432,280	16,091	3.72
00102241	SSD16/HSS10/SA2/WASH/INGO/3622	NGO/UNDP	On Going	108,118	108,118	17,831	16.49
00102243	SSD16/HSS10/SA2/WASH/INGO/3633	NGO/UNDP	On Going	324,210	324,210		0
00103651	SSD-16/HSS10/RA2/WASH/UN/4446	IOM	On Going	949,990	949,990		0
00103652	SSD-16/HSS10/RA2/WASH/UN/4447	UNICEF	On Going	1,380,007	1,380,007		0
00093639	CHF SS WASH/2015-1/UNDP-NGOs	NGO/UNDP	Operationally Closed	3,694,040	3,647,447	3,622,256	99.31
00093959	CHF SS WASH/2015-1/UN Agencies	IOM	Operationally Closed	1,783,005	1,584,736	1,584,736	100.00
00093959	CHF SS WASH/2015-1/UN Agencies	UNICEF	Operationally Closed	3,784,000	3,784,000	3,792,573	100.23
00096420	CHF SS WASH 2015-2 UNDP-NGOs	NGO/UNDP	Operationally Closed	3,421,053	3,239,822	3,191,517	98.51
00097227	CHF SS WASH/2015ER/UNDP-NGOs	NGO/UNDP	Operationally Closed	662,113	662,113	562,373	84.94
00098515	CHF SS WASH/2016-1/UNDP-NGOs	NGO/UNDP	Operationally Closed	2,213,852	2,213,852	1,873,066	84.61
00099660	SSD-16/HSS10/SA1/WASH/NGO/671	NGO/UNDP	Operationally Closed	135,097	135,097	133,760	99.01
00099661	SSD-16/HSS10/SA1/WASH/NGO/683	NGO/UNDP	Operationally Closed	108,072	108,072	107,002	99.01
00099662	SSD-16/HSS10/SA1/WASH/NGO/690	NGO/UNDP	Operationally Closed	81,129	81,129	80,400	99.10
00099663	SSD-16/HSS10/SA1/WASH/NGO/692	NGO/UNDP	Operationally Closed	216,140	216,140	214,000	99.01

Cluster / Project No. and Project Title		Participating Organization	Project Status	Total Approved Amount	Net Funded Amount	Total Expenditure	Delivery Rate %
00099664	SSD-16/HSS10/SA1/WASH/NGO/698	NGO/UNDP	Operationally Closed	108,061	108,061	106,987	99.01
00099665	SSD-16/HSS10/SA1/WASH/INGO/747	NGO/UNDP	Operationally Closed	216,140	216,140	214,000	99.01
00099666	SSD-16/HSS10/SA1/WASH/NGO/761	NGO/UNDP	Operationally Closed	108,070	108,070	50,746	46.96
00099667	SSD-16/HSS10/SA1/WASH/NGO/779	NGO/UNDP	Operationally Closed	162,105	162,105	114,553	70.67
00099668	SSD-16/HSS10/SA1/WASH/INGO/792	NGO/UNDP	Operationally Closed	216,140	216,140	214,000	99.01
00099669	SSD-16/HSS10/SA1/WASH/UN/794	IOM	Operationally Closed	400,000	400,000	400,000	100.00
00099670	SSD-16/HSS10/SA1/WASH/INGO/804	NGO/UNDP	Operationally Closed	216,140	216,140	91,938	42.54
00099671	SSD-16/HSS10/SA1/WASH/UN/813	UNICEF	Operationally Closed	600,000	600,000	594,900	99.15
00099672	SSD-16/HSS10/SA1/WASH/UN/814	UNICEF	Operationally Closed	400,003	400,003	393,049	98.26
00099673	SSD-16/HSS10/SA1/WASH/INGO/827	NGO/UNDP	Operationally Closed	270,175	270,175	93,105	34.46
00099674	SSD-16/HSS10/SA1/WASH/INGO/845	NGO/UNDP	Operationally Closed	323,849	323,849	276,642	85.42
00102242	SSD-16/HSS10/SA2/WASH/NGO/3627	NGO/UNDP	Operationally Closed	54,045	54,045	53,511	99.01
<b>WASH: Total</b>				<b>88,852,439</b>	<b>86,741,494</b>	<b>78,825,671</b>	<b>90.87</b>
<b>Grand Total</b>				<b>524,935,713</b>	<b>511,090,461</b>	<b>466,083,107</b>	<b>91.19</b>



### 5.3 EXPENDITURE REPORTED BY CATEGORY

Project expenditures are incurred and monitored by each Participating Organization and are reported as per the agreed categories for inter-agency harmonized reporting. In 2006 the UN Development Group (UNDG) established six categories against which UN entities must report inter-agency project expenditures. Effective 1 January 2012, the UN Chief Executive Board (CEB) modified these categories as a result of IPSAS adoption to comprise eight categories. All expenditure incurred prior to 1 January 2012 have been reported in the old categories; post 1 January 2012 all expenditure are reported in the new eight categories.

#### 2012 CEB Expense Categories

1. Staff and personnel costs
2. Supplies, commodities and materials
3. Equipment, vehicles, furniture and depreciation
4. Contractual services
5. Travel
6. Transfers and grants
7. General operating expenses
8. Indirect costs

**Table 5.3 Expenditure by UNDG Budget Category, as of 31 December 2016 (in US Dollars)**

Category	Expenditure			Percentage of Total Programme Cost
	Prior Years as of 31-Dec-2015	Current Year Jan-Dec-2016	Total	
Staff & Personnel Cost (New)	30,142,247	4,361,133	34,503,380	7.96
Suppl, Comm, Materials (New)	116,681,368	15,896,715	132,578,083	30.57
Equip, Veh, Furn, Depn (New)	12,070,779	1,741,191	13,811,970	3.19
Contractual Services (New)	108,232,566	22,193,627	130,426,193	30.08
Travel (New)	15,115,875	3,052,046	18,167,921	4.19
Transfers and Grants (New)	18,862,254	2,498,645	21,360,898	4.93
General Operating (New)	73,983,730	8,808,962	82,792,692	19.09
<b>Programme Costs Total</b>	<b>375,088,819</b>	<b>58,552,319</b>	<b>433,641,138</b>	<b>100.00</b>
<sup>1</sup> Indirect Support Costs Total	28,371,170	4,070,799	32,441,969	7.48
<b>Total</b>	<b>403,459,989</b>	<b>62,623,118</b>	<b>466,083,107</b>	

<sup>1</sup> **Indirect Support Costs** charged by Participating Organization, based on their financial regulations, can be deducted upfront or at a later stage during implementation. The percentage may therefore appear to exceed the 7% agreed-upon for on-going projects. Once projects are financially closed, this number is not to exceed 7%.

## 6. COST RECOVERY

Cost recovery policies for the Fund are guided by the applicable provisions of the Terms of Reference, the MOU concluded between the Administrative Agent and Participating Organizations, and the SAAs concluded between the Administrative Agent and Contributors, based on rates approved by UNDG.

The policies in place, as of 31 December 2016, were as follows:

- The Administrative Agent (AA) fee: 1% is charged at the time of contributor deposit and covers services provided on that contribution for the entire duration of the Fund. In the reporting period US\$ 581,841 was deducted in AA-fees. Cumulatively, as of 31 December 2016, US\$ 5,280,391 has been charged in AA-fees.
- Indirect Costs of Participating Organizations: Participating Organizations may charge 7% indirect costs. In the current reporting period US\$ 4,070,799 was deducted in indirect costs by Participating Organizations. Cumulatively, indirect costs amount to US\$ 32,441,969 as of 31 December 2016.

## 7. ACCOUNTABILITY AND TRANSPARENCY

In order to effectively provide fund administration services and facilitate monitoring and reporting to the UN system and its partners, the MPTF Office has developed a public website, the MPTF Office GATEWAY (<http://mptf.undp.org>). Refreshed in real time every two hours from an internal enterprise resource planning system, the MPTF Office GATEWAY has become a standard setter for providing transparent and accountable trust fund administration services.

The GATEWAY provides financial information including: contributor commitments and deposits, approved programme budgets, transfers to and expenditures reported by Participating Organizations, interest income and other expenses. In addition, the GATEWAY provides an overview of the MPTF Office portfolio and extensive information on individual Funds, including their purpose, governance structure and key documents. By providing easy access to the growing number of narrative and financial reports, as well as related project documents, the GATEWAY collects and preserves important institutional knowledge and facilitates knowledge sharing and management among UN Organizations and their development partners, thereby contributing to UN coherence and development effectiveness.

## 8. DIRECT COSTS

The Fund governance mechanism may approve an allocation to a Participating Organization to cover costs associated with Secretariat services and overall coordination, as well as Fund level reviews and evaluations. These allocations are referred to as 'direct costs'. In reporting period, direct costs amounting to US\$ 1,616,387. Cumulatively, as of 31 December 2016, US\$ 5,739,171 has been charged as Direct Costs.

**Table 8.1 Net funded amount, expenditures and financial delivery of direct costs (in US Dollars)**

Project ID	Project name	PUNO	Prior Years as of 31- Dec - 2015		Current Year Jan - Dec 2016		Total		Delivery rate %
			Net Funded amount	Expenditure	Net Funded amount	Expenditure	Net Funded amount	Expenditure	
00084982	CHFSS Direct Costs/2013	OCHA	989,214	989,214			989,214	989,214	100%
00089525	CHF SS Direct Costs/2014	OCHA	763,410	763,410			763,410	763,410	100%
00089700	CHF SS M&R/ 2014	NGO/UNDP	864,322	631,842		340,706	864,322	972,549	113%
00089700	CHF SS M&R/ 2014	UNHCR	119,194	119,194			119,194	119,194	100%
00095665	CHF-SSD 2015 Direct Cost/OCHA	OCHA	1,386,645	1,090,609			1,386,645	1,090,609	79%
00099260	CHF SS 16/ UNDP/ M&R/ TN/07	NGO/UNDP			493,882	111,067	493,882	111,067	23%
00100850	SSD HF 2016 Direct Cost/OCHA	OCHA			1,122,505	1,130,737	1,122,505	1,130,737	101%
<b>Grand Total</b>			<b>4,122,784</b>	<b>3,594,269</b>	<b>1,616,387</b>	<b>1,582,510</b>	<b>5,739,171</b>	<b>5,176,779</b>	<b>90%</b>